

NEW



Allanson Low Profile LED Module 1½" Shallow Signs



Allanson's new low profile LED module, designed with optimal batwing lens for 1.5 - 4" shallow signs, provides brighter and even illumination that can allow you to install **2 modules per foot**, reducing your installation time and cost!

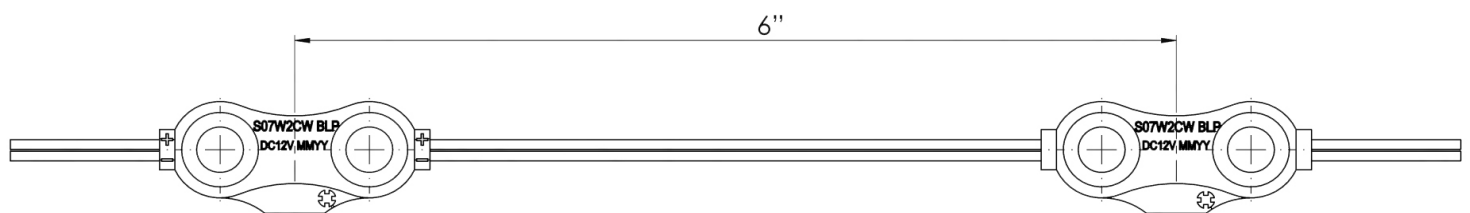
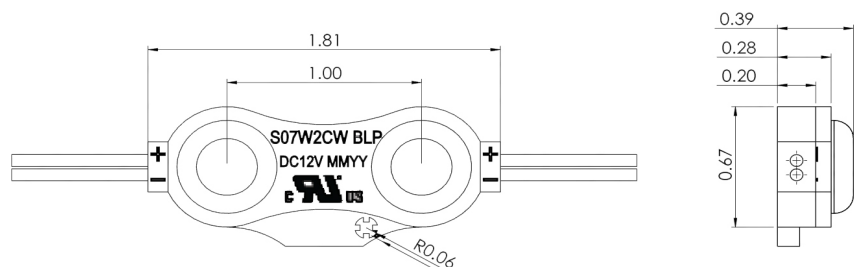
Specifications Chart

Part Number	S07W2CWBLP170D
Color Temperature	6500K
LED/Mod	2
Mod/Ft	2
Lumens/Mod	70
Lumens/Ft	140
Lumens/watt	96.1
Beam Angle	170
Power consumption (watt)	0.73W
Input Voltage	DC 12V
Operating Temperature	-30° C to +60° C
IP level	67
Packaging	
Anti-Static Bag	72 Modules
Carton	864 Modules
Master Carton	1728 Modules
Warranty	5 years

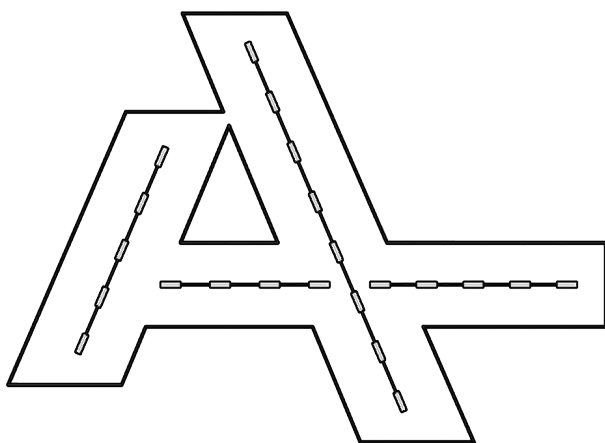
Power Supply Loading Information

Part Number	Wattage	Number of Modules	Number of Feet
		S07W2CWBLP170D	S07W2CWBLP170D
CV122-120-277	24	28	14
CV125-120	60	72	36
CV125-120-277	60	72	36
CV12125-MV	2X60	72 + 72	72
CVW125-MV	60	72	36

Distance to Power Supply	Stranded Copper Wire Gauge	Expected Voltage Drop
13 feet	16 AWG	5%
20 feet	14 AWG	5%
30 feet	12 AWG	5%



Modules Population Recommendation



Recommended Depth 2 modules/foot	Stroke Spacing (multiple rows)
1.5 inches*	3 inches
2 inches**	4 inches
2.5 inches	5 inches
3 inches	6 inches
4 inches	8 inches

Results may vary based on sign face material, graphics, and desired brightness.

*4 modules/foot **2.5 modules/foot



Sign, Graphics, Awning & Marine Canvas Supplies
125 Amara Street, East Providence, RI 02915
www.nepcosignsupply.com

800-327-7562
401-438-4550 ~ FAX 401-438-1533

Daily Deliveries Throughout
New England and Nearby New York